

# MY PASSPORT TO VIRTUAL REALITY

**TEACHER'S GUIDE**



pixabay 

Production team

Emilie Racine

Marie Jacques-Bilodeau

with the collaboration of

Randy Hamlyn

Sandra Laine

Alexandra Coutlée

José Pinard



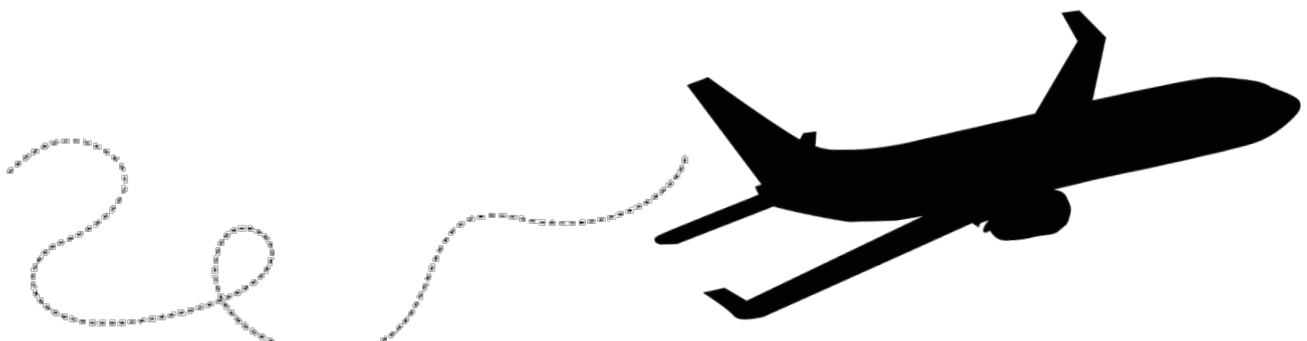
- ◆ This activity has been developed to introduce the concept of virtual reality to students of all ages. However, we do recommend using the passport with students from elementary grade 6 to secondary cycle 1.

### MATERIAL NEEDED

- Passport for students (student booklets)
- One iPad per 2 students
- A QR code scanner
- The suitcase stickers

### GETTING STARTED WITH THE PASSPORT

- Place students into teams of two.
- One student will be student A, and the other, student B.
- Hand out the passports to students.
- Tell students that they will visit different countries in the world.
- Each their turn, they will have to answer questions in order to obtain the suitcase sticker to paste in their passport.
- Read the instructions on p.2 of the passport.
- Have students sign their passport.



# 2

## The Passport

- ◆ The passport is divided into 6 distinct day trips. Teachers can decide to use each day independently or the passport as a whole. Teachers can also decide to have students travel to the same destination at the same time or allow them to choose their own itinerary.

### MATERIAL NEEDED

- Passport for students (student booklets)
- One iPad per 2 students
- A QR code scanner
- The suitcase stickers

### THE BEGINNING OF A JOURNEY

- Student B takes the iPad.
- Student B scans the QR code on p. 3 using a QR code scanner.
- Student B moves the iPad to observe the image.
- Student A asks the questions written on p.3 of the passport to student B.
- Student A writes down student B's answers.
- Student A and student B switch roles and continue working with the same image.
- Students then discuss the level two questions and write their answers down.

- Once done, students individually write a postcard about their visit.
- The teacher can use the postcard as a C3 evaluation.
- Students then show their passport to the teacher in order to receive the suitcase sticker to place in their passport.
- The students continue the activity with Day 2.

◆ All day trips are equally designed. Teachers can evaluate the interaction amongst students, especially when they are discussing the level two questions. All day trips also include a short written production. Models for each writing are provided in this teacher's guide.

# 3

## Going beyond

- ◆ Here are some generic questions to foster discussion amongst older or stronger students. These questions work with any VR image. Have students find and comment different VR images. Students can use the iPads or smartphones with any VR viewer.

Physical Description of the Place	
Description of a chosen Person	
Reason Person is Doing something	
Monuments / Landmarks	
weather conditions	
InAPPROPRIate OR SURPRising object	
SURPRising Discovery	
something that you already knew about the scene	
New Discovery as a result of using the VR environment	
Motivation for someone Doing something in the video	
would you Like to visit this Place? why?	

# 4

## MORE ideas

◆ Here are other ideas that can be used with the VR images. Remember, the sky is the limit!

- One person describes the image and the other one draws it.
- One person describes someone physically and the other one has to find them. (two headsets)
- One student describes a specific place in the picture and the partner has to find it.
- Creative writing or going further:
  - Choose two characters, imagine their conversation, and record their conversation.
  - Diary entry from one person in the image.
  - Students create a find someone who with the image for another partner.
- Prepare an interview for the people in the image. If you were a reporter, what kind of questions would you ask them?
- Become a tour guide. Do some research on the place (online) and be ready to guide someone about some of the history.
- Play I Spy with the picture (two headsets at the same time)
- Describe what you see to the other person without giving away where you are, time how long it takes them to guess what you are describing.

online Sources:

<https://learning.blogs.nytimes.com/2010/01/11/picture-this-building-photo-based-writing-skills/>

<https://learning.blogs.nytimes.com/2016/09/07/how-to-teach-with-our-picture-prompts-and-other-times-images/>

# 5

## Level up!

- ◆ Are you still interested in experimenting with virtual reality after completing the passport with the students? Why not have students create their own passport for younger students? Student can choose the destination of their own liking and create level one and level two questions for another class or even another school.

In order to do so, download the Google Street View app on the iPad tablets or smartphones used.





# MODELS for writing tasks



DAY 1


## Example of a Postcard

Write a postcard about your visit to the destination of your choice. Your text must have about 125 words.

### Do not forget to include:

- the date
- the name of the recipient
- a nice greeting
- A description of your trip
- the salutation
- the address of the recipient

Example of a postcard:

<p><b>January 10th , 2018</b></p> <p>Dear Aunt Suzie,</p> <p>How are you? I just want to let you know that I am now in West Palm Beach.</p> <p>The weather perfect, it is sunny and there is a bit of wind. You won't believe it. Two days ago, I went to a park and I saw a family of crocodiles walking in front of me. It was scary but I was excited at the same time. I also went to the West Palm Zoo and I fed the lions. I am having a wonderful time with my family. I wish you were here!</p> <p>I can't wait to see you when I go back!</p> <p>Sam xox</p>	 <p>-----<b>Samuel Lagueux</b>-----</p> <p>-----<b>640, Fortress Street</b>-----</p> <p>-----<b>Toronto, Ontario</b>-----</p> <p>-----<b>M4C 1Z9</b>-----</p>
---	---

## Example of a traffic report

Write a traffic report about a destination of your choice. Give us information about what you see on the road.



**Station:** 84,7 A.S.I.A News

**Title of the program:** Morning traffic

**Host:** Lee Park

---

(Program jingle 7 seconds)

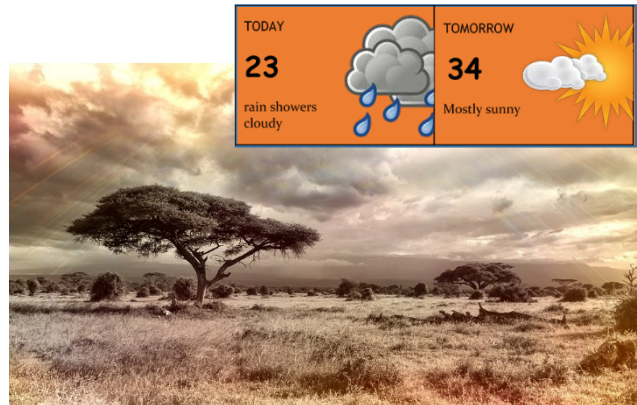
Lee: Here is Lee Park reporting for A.S.I.A. News. Let's have a quick look at the driving conditions today in Seoul, Korea. The main road is partially blocked and the traffic is slow due to stalled bus on the corner of the street near the church. One lane is closed. All lanes will be re-opened soon. The traffic is slow on Highway 99 as there is roadwork bothways. It's rush hour here in Seoul. The roads will most likely clear up in an hour or so. Stay tuned!

# DAY 4

## Example of a weather report

Write a weather report about a destination of your choice. You must add 3 words from the chart below.

In the region of Kenya, we will have a bit of temperature variation in the next couple of days. Today, in the south part of Upington, a cold front will move to the east generating strong showers and thunderstorms. Mild rain might change into a severe tropical storm. The temperature will reach a maximum of 23 degrees. Tomorrow, the weather is likely to change as a warmer temperature with a maximum of 34 degrees and a minimum of 21 degrees. For the south, there is a chance of shower across the tropics.



<b>Likely</b> A probability of, the equivalent of a 60 or 70 percent chance.	<b>Clear</b> The sky has no cloud.	<b>Celsius</b> A temperature scale.	<b>Rain</b> Liquid precipitation.	<b>Sunny</b> The sun is present.	<b>Hot or very warm</b> In summer, hot or very warm means more than seven degrees Celsius above normal.
	<b>Cloudy</b> Clouds cover more than 60 percent of the sky.	<b>Maximum temperature</b> The highest temperature.	<b>Shower</b> Precipitation that is intermittent.	<b>Mainly sunny</b> Mainly sunny means sunny with some cloudy periods.	
	<b>Mainly cloudy</b> Cloudy with some sunny periods.	<b>Minimum temperature</b> The lowest temperature.	<b>Drizzle</b> Small, slowly falling water droplets.	<b>Partly sunny</b> Similar to partly cloudy. Used to emphasize daytime sunshine.	<b>Warm</b> In summer, warm refers to four to seven degrees Celsius above normal.
	<b>Partly cloudy</b> Less than half cloud cover.				

Example of a market advertisement

DAY 6



# CHRISTMAS MARKET



---

**SUNDAY NOVEMBER 27<sup>TH</sup>**

---

**\*ENTERTAINMENT FOR KIDS**

**\*FREE SAMPLES**

**\*MANY PRIZES**

COME TASTE OUR NEW PRODUCTS! WHAT A GOOD WAY TO DISCOVER NEW  
PRODUCTS FOR THE CHRISTMAS HOLIDAY! YOUR GUESTS WILL APPRECIATE YOUR  
COOKING SKILLS!

**8 a m - 4 p m**

FOR MORE INFORMATION, CALL US AT 1-800-656-0321

OR VISIT OUR WEBSITE

[www.igamarket.net](http://www.igamarket.net)

---

