

Wacky News Report



STUDENT BOOKLET

Name: _____

Group: _____ #: _____



Nadia Laurendeau, ESL Teacher
[Sandra Laine](#), service national du RÉCIT, domaine des langues
Commission scolaire Marie-Victorin




Activity 1A-B - Preparation Task : Reading the Book

Take notes on what you hear and see in the book that you want to remember.



Activity 1C - Preparation Task: Watch the Movie Trailer

Take notes on what you hear and see in the movie trailer.



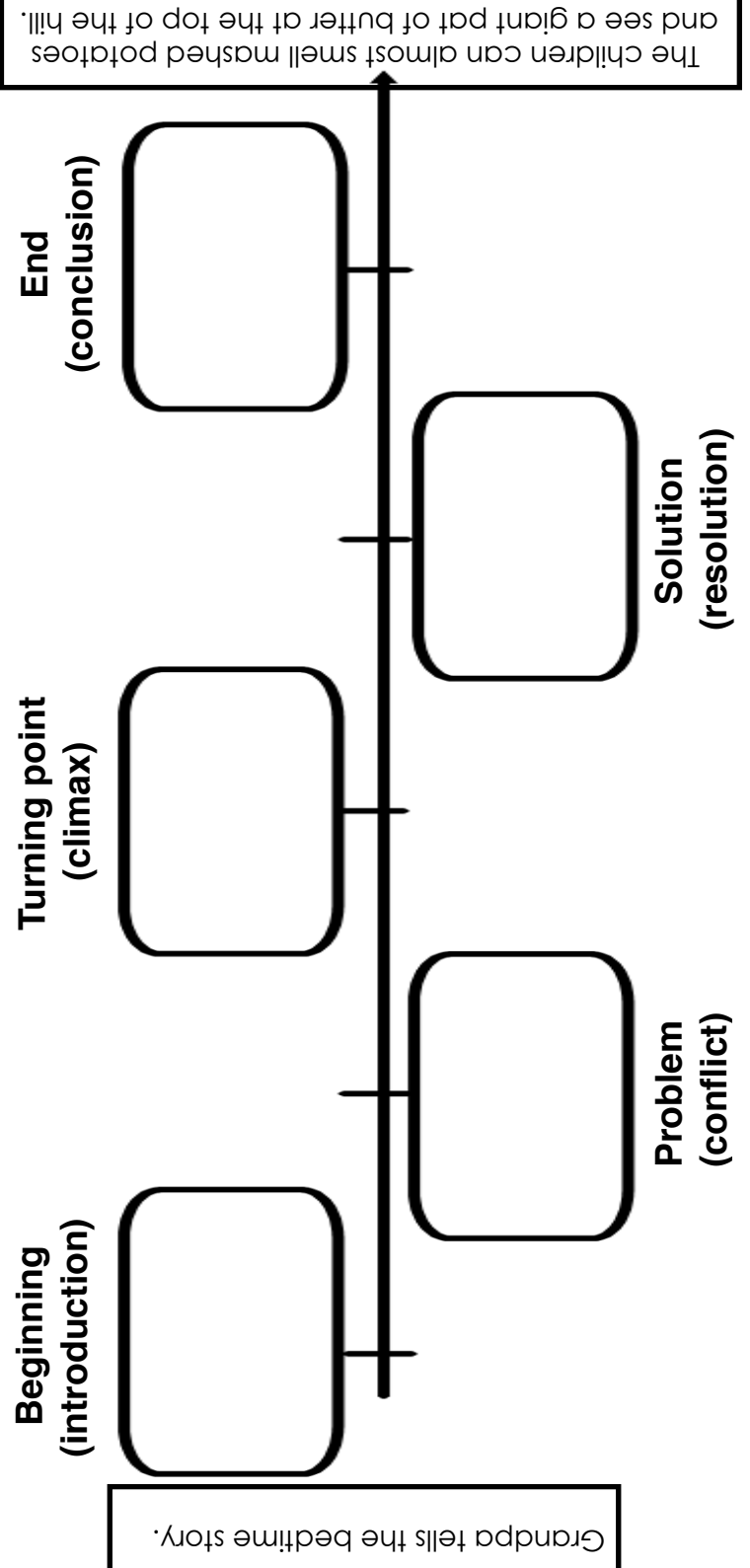
This will become your resource for future activities. Keep taking notes throughout the unit.

Activity 2 - Create a Timeline of the Important Events in the Tall Tale.



recit.org/ul/pfw

Read the story again. Take notes on the key words that represent the important events in the tall tale they hear from their grandpa.



Activity 3B - Become An Expert in A Weather Phenomenon



Step 1 - In your expert group, find informations about one of these meteorological phenomena and write them in this chart. Use key words.
Step 2 - Go back into your teams to share your findings with others and take notes on what they found about their phenomena.



Meteorological phenomena	Suggestions: What does it do? What causes it? Where does it happen? Describe the damages (impact of the event on surroundings)?
Tornado	
Volcano	
Sandstorm	
Tsunami	

Activity 4 - Quizlet

Scatter score: _____

I participated in this discussion:

Always Often Sometimes Never

Quizlet



Activity 5 - Read and answer using complete sentences.

A WACKY WEATHER NEWS REPORT

News anchor: In this report, you will hear some wacky news about the weather.

Reporter: Here is Jeremy Cast from Tumblingdown. I am here to report on a strange phenomenon we witnessed yesterday.

Usually, it is possible to prepare for a hurricane since it is formed in the ocean before it hits the continent. This time, the sudden swirl of soccer balls surprised everyone when it started right in front of Waka Beach. The wind blew in a steady and quiet way while the water was at around 26 °C. The perfect recipe for a hurricane. We could feel the air change and soccer balls started to twirl in the air as we were swimming in the ocean. We all ran to the cabins to hide from the soccer balls that were starting to break trees, chairs, boats and piers. We were lucky to have enough time before the wind's intensity became dangerous. Suddenly, the soccer balls hurricane stopped when the rainbow wall appeared.

I hope Tumblingdowners had food reserves. All stores have been closed since that hurricane, except for the sports store that sell soccer shoes. People are using them to kick the balls out of their city. What an experience!

News anchor: Well, that is wacky news! I thought last year's pop corn flood was strange... this is even more wacky!

Show you understand using complete sentences.

1. Who is affected by this hurricane?

2. What is strange about this phenomenon?

3. Where does this situation happen?

4. Do you think this could happen here? Why?

5. If you could choose a name for this hurricane, what would it be? Why?

Activity 6 - Kahoot !

I participated in this discussion: Always Often Sometimes Never

Activity 7 - Plan your wacky news report using key words.

1. What? Weather phenomenon chosen: _____
2. Why? What is wacky about it? _____
3. Who? People involved: _____
4. Where? Country, city, place: _____
5. When? Time, day, year: _____
6. Timeline

A. Beginning (introduction):

B. Problem (conflict):

C. Turning point (climax):

D. Solution (resolution):

E. End (conclusion):

7. Weather vocabulary I want to use in my text:

(wind speed/direction, temperature, precipitation, weather conditions, etc.)

Activity 8 - Use the information in your plan to write your wacky news

This image shows a single sheet of white paper with horizontal blue or grey ruling lines. The lines are evenly spaced and run across the width of the page. There is no handwriting or other markings on the paper.

Checklist:

- ☐ I included all the elements of my plan.
- ☐ I used the past tense.
- ☐ I included weather vocabulary.
- ☐ I checked the punctuation.
- ☐ I checked the spelling.
- ☐ My ideas are clear and original.


- Checklist:

 - ☐ I included all the elements of my plan.
 - ☐ I used the past tense.
 - ☐ I included weather vocabulary.
 - ☐ I checked the punctuation.
 - ☐ I checked the spelling.
 - ☐ My ideas are clear and original.

Image background sketch.

Extra Activity

Describe what you see on these images using the vocabulary in your student booklet.

Natural disasters	What is it? Wind direction/speed, precipitation, consequence, etc.
 http://www.weatherwizkids.com/?page_id=1333	
